

# HOW LARGE BUSINESSES ARE MANAGING THEIR FLEET WITH 50 OR MORE VEHICLES

Corporate Vehicle Observatory



BASED ON MORE THAN **3,700** INTERVIEWS WITH FLEET DECISION MAKERS

## Is confidence waning?

A net 20% of businesses expect their fleet to grow in the next three years. Down from last year, when the figure was 38%.  
(These figures show companies predicting an increase minus those who foresee a decrease)



## TIME FOR A CHANGE?

UK fleets are keeping their cars and vans for less time than the European average.

4.2 years  
**UK**

4.8 years  
**Europe**




## Emissions testing


74% say WLTP has already impacted their fleet policy, or they expect it to do so (WLTP is the new measure for fuel consumption and CO<sub>2</sub> emissions on passenger cars).



## WHAT TO MEASURE?



**86%**  
take CO<sub>2</sub> into account in their fleet policy



**31%**  
take NO<sub>x</sub> into account in their fleet policy

## NEW TECH

**61%** have at least one hybrid on fleet

**53%** have at least one plug-in hybrid on fleet

**35%** have at least one fully electric vehicle on fleet

## VAN STATS



**78%** of businesses operate vans within their fleet

**13%** selected smaller vans in the last 12 months


**35%** hold accreditation (like FORS or FTA)

**56%** use telematics

## TOP REASONS FOR TELEMATICS

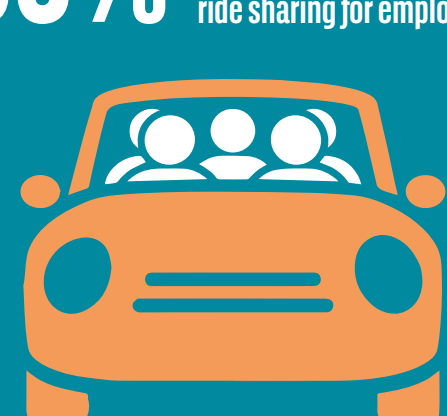
1. Locate vehicles
2. Improve driver behaviour
3. Improve driver safety
4. Reduce fleet costs
5. Optimise journeys

**48%** of businesses are already, or considering, car sharing for employees



## MOBILITY SOLUTIONS

**65%** of businesses are already, or considering, ride sharing for employees



Car sharing is when a company vehicle is available to a pool of employees

Ride sharing is when several employees share a vehicle to make the same journey

But... less than 5% would give up their company cars for an alternative mobility solution.

## MOST POPULAR WAYS TO REDUCE DRIVER ROAD RISK

1. Risk assessment
2. Communications programme
3. On the road training
4. Classroom training

This information comes from Arval's 2018 Corporate Vehicle Observatory Barometer. It's annual research looking at the fleet sector, picking out trends across the UK and Europe. In 2018, more than 3,700 detailed interviews were held with relevant decision makers at companies of all sizes.

Corporate Vehicle Observatory

[WWW.ARVAL.CO.UK/FLEET-RESEARCH](http://WWW.ARVAL.CO.UK/FLEET-RESEARCH)